

SuperLife UK pension transfer scheme

SuperLife Income Fund

This is a replacement fund update dated 27 July 2022, which replaces the previous fund update dated 3 May 2022. The table in the "What fees are investors charged?" section has been updated to show the corrected Manager's basic fee, total management and administration charges and total fund charges that were actually charged to investors in the year ending 31 March 2022. They were previously incorrectly published as 0.10% lower than the actual fund charges, as they did not include a 0.10% fee increase that took effect on 1 April 2021.

Fund update for the quarter ended 31 March 2022

This fund update was first made publicly available on 27 July 2022.

What is the purpose of this update?

This document tells you how the SuperLife Income Fund has performed and what fees were charged. The document will help you to compare the fund with other funds. Smartshares Limited prepared this update in accordance with the Financial Markets Conduct Act 2013. This information is not audited and may be updated.

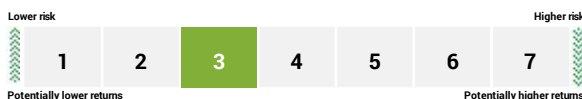
Description of this fund

Invests in income assets and is designed for investors that want an investment in New Zealand and international fixed interest. Negative annual returns may occur once in every 7-10 years on average.

Total value of the fund:	\$4,090,524
Number of investors in the fund:	86
The date the fund started:	15 September 2013

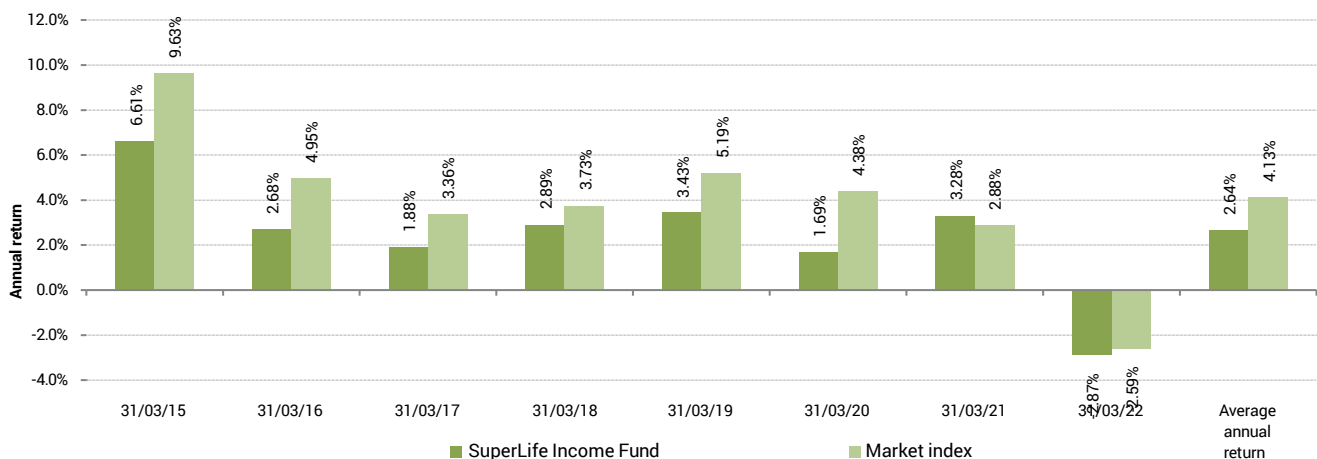
What are the risks of investing?

Risk indicator for the SuperLife Income Fund



The risk indicator is rated from 1 (low) to 7 (high). The rating reflects how much the value of the fund's assets goes up and down. A higher risk generally means higher potential returns over time, but more ups and downs along the way.

Annual return graph



To help you clarify your own attitude to risk, you can seek financial advice or work out your risk profile at sorted.org.nz/tools/investor-kickstarter.

Note that even the lowest category does not mean a risk-free investment, and there are other risks that are not captured by this rating.

This risk indicator is not a guarantee of a fund's future performance. The risk indicator is based on the returns data for 5 years to 31 March 2022. While risk indicators are usually relatively stable, they do shift from time to time. The risk indicator will continue to be updated in future fund updates.

See the Product Disclosure Statement for the SuperLife UK pension transfer scheme for more information about the risks associated with investing in this fund.

How has the fund performed?

	Average over past 5 years	Past year
Annual return (after deductions for charges and tax)	1.66%	-2.87%
Annual return (after deductions for charges but before tax)	2.66%	-2.29%
Market index annual return (reflects no deduction for charges and tax)	2.68%	-2.59%

The market index annual return is based on the weighted average annual return of the market indices used to measure the performance of the assets that the fund invests in. Additional information about the market index is available in the 'Other Material Information' document on the offer register at disclose-register.companiesoffice.govt.nz.



This shows the return after fund charges and tax for each year ending 31 March since the fund started. The last bar shows the average annual return since the fund started, up to 31 March 2022.

Important: This does not tell you how the fund will perform in the future.

Returns in this update are after tax at 28%.

What fees are investors charged?

Investors in the SuperLife Income Fund are charged fund charges. In the year to 31 March 2022 these were:

	% per annum of fund's net asset value
Total fund charges	0.67%
Which are made up of:	
Total management and administration charges	0.67%
Including:	
Manager's basic fee	0.66%
Other management and administration charges	0.01% ¹
Other charges	Dollar amount per investor
Administration fee	\$60 per annum

Investors may also be charged individual action fees for specific actions or decisions (for example, for withdrawing from or switching funds). See the Product Disclosure Statement for the SuperLife UK pension transfer scheme for more information about those fees.

The fees set out above include GST where applicable.

Small differences in fees and charges can have a big impact on your investment over the long term.

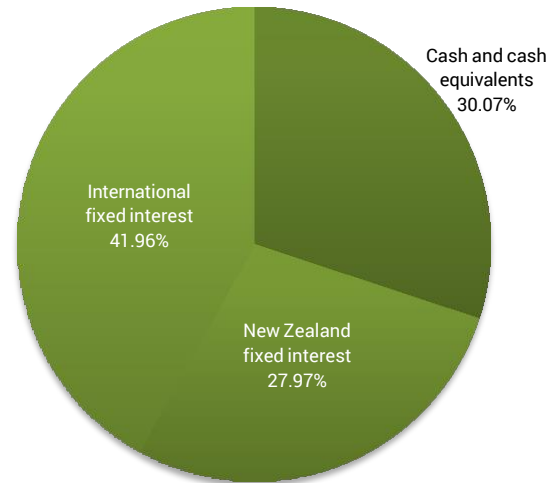
Example of how this applies to an investor

Jess had \$10,000 in the fund at the start of the year and did not make any further contributions. At the end of the year, Jess incurred a loss after fund charges were deducted of -\$287 (that is -2.87% of her initial \$10,000). Jess paid other charges of \$60. This gives Jess a total loss after tax of -\$347 for the year.

What does the fund invest in?

Actual investment mix

This shows the types of assets that the fund invests in.



Target investment mix

This shows the mix of assets that the fund generally intends to invest in.

Asset Category	Target asset mix
Cash and cash equivalents	30.00%
New Zealand fixed interest	28.00%
International fixed interest	42.00%
Australasian equities	-
International equities	-
Listed property	-
Unlisted property	-
Commodities	-
Other	-



Top 10 investments

Name	% of fund's net asset value	Type	Country	Credit rating (if applicable)
iShares Core Global Aggregate Bond UCITS ETF	26.47%	International fixed interest	Ireland	
ANZ NZD Current Account	4.18%	Cash and cash equivalents	New Zealand	AA-
Westpac Notice Constant Maturity Deposit	1.80%	Cash and cash equivalents	New Zealand	AA-
New Zealand Government Bond	1.75%	New Zealand fixed interest	New Zealand	AAA
New Zealand Government Bond	1.62%	New Zealand fixed interest	New Zealand	AAA
New Zealand Government Bond	1.44%	New Zealand fixed interest	New Zealand	AAA
New Zealand Government Bond	1.33%	New Zealand fixed interest	New Zealand	AAA
New Zealand Government Bond	1.23%	New Zealand fixed interest	New Zealand	AAA
New Zealand Government Inflation Linked Bond	1.16%	New Zealand fixed interest	New Zealand	AAA
New Zealand Government Bond	1.14%	New Zealand fixed interest	New Zealand	AAA

The top 10 investments make up 42.12% of the fund's net asset value.

Currency hedging

The fund's foreign currency exposure is hedged to the New Zealand dollar. The target hedging level is 100% of the fund's foreign currency exposure. The actual hedging level can be anywhere in the 0% - 120% range. As at 31 March 2022, 100% of the fund's foreign currency exposure was hedged.

Key personnel

This shows the directors and employees who have the most influence on the investment decisions of the fund:

Name	Current position	Time in current position	Previous or other current position	Time in previous or other current position
Guy Roulston Elliffe	Director	6 years and 4 months	Corporate Governance Manager - ACC (current position)	6 years and 11 months
Stuart Kenneth Reginald Millar	Chief Investment Officer - Smartshares	2 years and 10 months	Head of Portfolio Management - ANZ Investments	6 years and 4 months
Hugh Duncan Stevens	Chief Executive Officer - Smartshares	4 years and 1 month	Chief Operating Officer - Implemented Investment Solutions Ltd	2 years and 6 months
Alister John Williams	Director	6 years and 4 months	Investment Manager - Trust Management	5 years and 4 months

Further information

You can also obtain this information, the Product Disclosure Statement for the SuperLife UK pension transfer scheme, and some additional information, from the offer register at disclose-register.companiesoffice.govt.nz.

Notes

- 1 We charge fixed fund charges that cover normal fund operating costs. For disclosure purposes, supervisor, audit and legal costs are not included in the manager's basic fee, but are included in the other management and administration charges.